






▶ 100 mm ▶ ENG

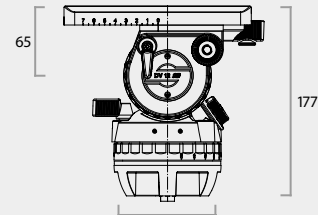
DV 12 SB

The solution for small ENG cameras

-  Payload range: 1 to 14 kg / 2 to 30 lb
-  Counterbalance: 12 steps
-  5 horizontal and 5 vertical grades of drag, +0
-  Tilt range: +90° to -75°
-  For tripods with 100 mm bowls, integrated flat base fitting

Tap holes for viewfinder extension adapter

MEASUREMENTS IN MM



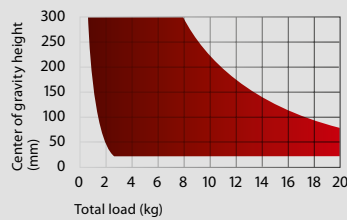
half ball with screw (integrated flat base) ø 100

PAYLOAD TABLE

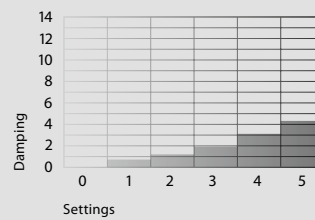
C.O.G.*	min. kg/lb	max. kg/lb
75/3	1.7/3.7	17.6/38.8
100/4	1.4/3.2	14.9/32.9
125/5	1.3/2.8	13.0/28.6
150/6	1.1/2.4	11.5/25.3

*Center of gravity height (mm/in)

PAYLOAD DIAGRAM



DAMPING












CODE
▶ 1205

SYSTEMS
▶ Pages 72–79
12 SB SL MCF
12 SB ENG 2 MCF
12 SB ENG 2 CF
12 SB

SPEEDBALANCE



 1063 C.O.G. plate	 3903 Adapter FB/100	 1030 Adapter Ped C I/DV	 3901 Adapter 100/150	 3914 Multi Disc	 3471 Pan bar DV left
 3980 Adapter viewfinder extension 12/15	 3985 Adapter 1/4, 3/8, M8	 3986 Adapter with clamping 1/4, 3/8, M8	 3470 Pan bar DV right (telescopic)		

ACCESSORIES
▶ Pages 64–71