



▶ 150 mm

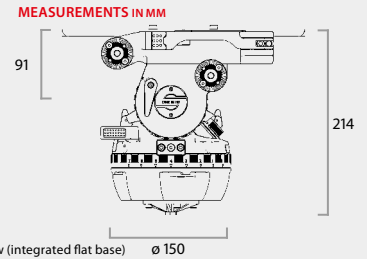
▶ Film / HD

# Cine 30 HD

The compact and flexible solution for today's Film / HD applications

- Payload range: 3 to 35 kg / 7 to 77 lb
- Counterbalance: 18 steps plus Boost Button
- 7 horizontal and 7 vertical grades of drag, +0
- Tilt range: +90° to -75°

- For tripods with 150 mm bowls, integrated flat base fitting, Mitchell with adapter
- Interfaces for front pan bar, viewfinder extension and front box
- Boost Button for payload range shift



CODE  
▶ 3006

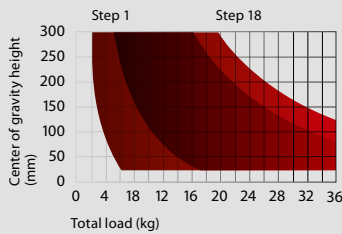
SYSTEMS  
▶ Pages 72–79  
30 EFP 2 MCF  
Cine 30

**PAYLOAD TABLE**

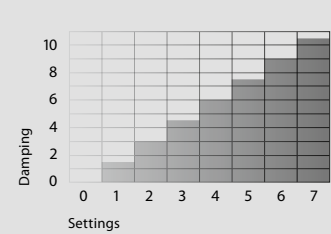
C.O.G.*	min. kg/lb	max. kg/lb
100/4	3.5/7.7	41.0/90.4
125/5	3.1/6.8	35.7/78.7
150/6	2.7/6.0	31.7/69.9
175/7	2.5/5.5	28.5/62.8
200/8	2.2/4.9	25.9/57.1

\*Center of gravity height (mm/in)

**PAYLOAD DIAGRAM**



**DAMPING**



Snap & Go mechanism



ACCESSORIES  
▶ Pages 64–71

9503 Case 30	3908 Adapter FB/150	3902 Mitchell adapter	6053 Mitchell adapter with locking knob	3371 Pan bar HD left	6054 Cable clamp V 60
3920 Front box adapter	3372 Front pan bar HD	3985 Adapter 1/4", 3/8", M8	3986 Adapter with clamping 1/4", 3/8", M8	3061 Touch & Go® adapter plate	