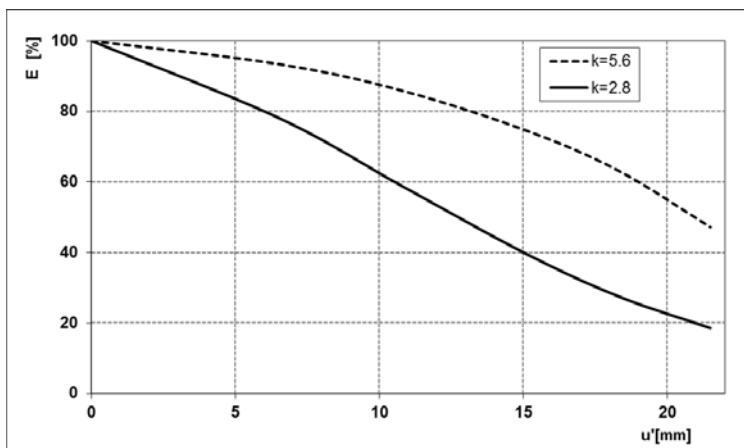




ZEISS Milvus 2.8/18

Relative Beleuchtungsstärke/Relative Illuminance

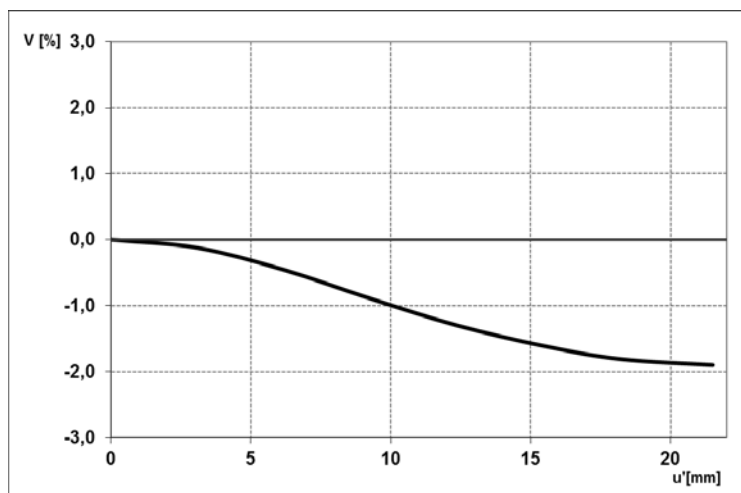


Die relative Beleuchtungsstärke zeigt die Abnahme der Bildhelligkeit von der Mitte des Bildes zu den Ecken. Angabe in Prozent.

The relative illumination shows in percent the decrease in image brightness from the image center to edge.

— Blendenzahl: $k = 2,8$ / f-number = 2.8
... Blendenzahl: $k = 5,6$ / f-number = 5.6

Relative Verzeichnung/Relative Distortion



Die Relative Verzeichnung zeigt die Abweichung der aktuellen von der idealen Bildhöhe.

The relative distortion shows in percent the deviation of the actual from the ideal image height.

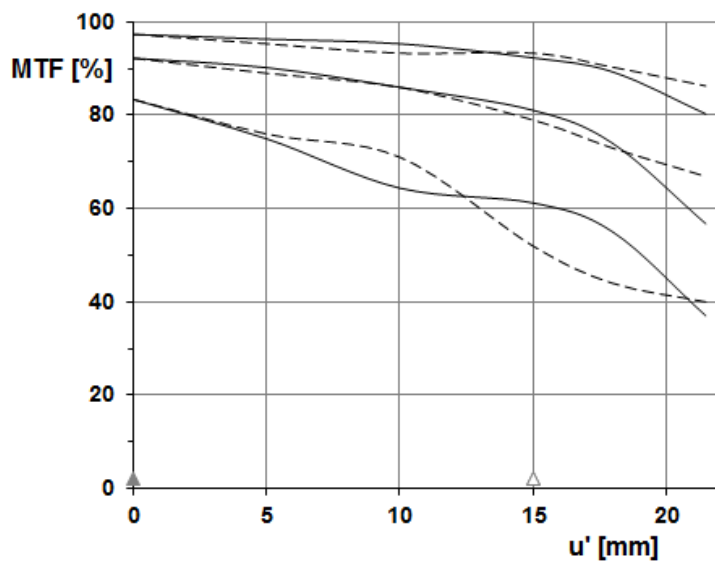
Angaben für unendlich.
Data for infinity.



ZEISS Milvus 2.8/18

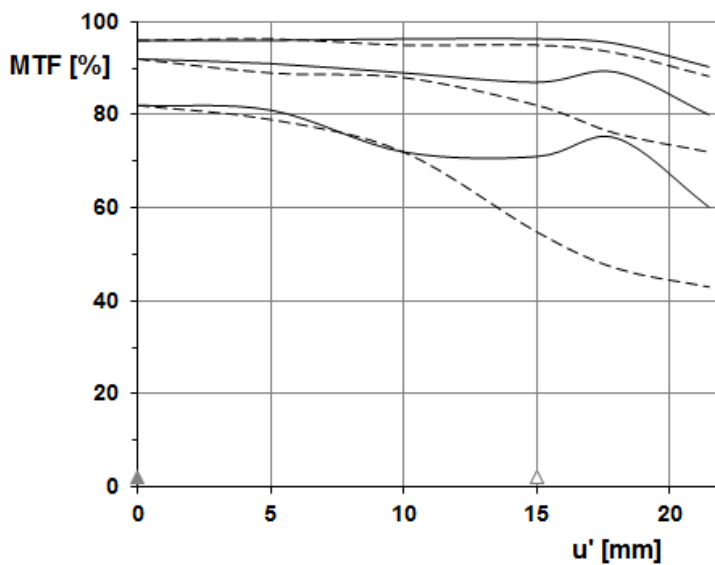
MTF Charts

Unendlich / Infinity



Blendenzahl: $k = 2,8$ / f-number = 2.8

— Sagittal
... Tangential



Blendenzahl: $k = 5,6$ / f-number = 5.6

— Sagittal
... Tangential

Modulationsübertragung MTF als Funktion der Bildhöhe (u') und Spaltorientierung. Weißes Licht. Ortsfrequenzen $R=10, 20$ und 40 Perioden/mm. // Modulation transfer MTF as a function of the image height (u') and slit orientation. White light. Spatial frequencies $R=10, 20$ and 40 cycles/mm.



ZEISS Milvus 2.8/18

Schärfentiefe/Depth of Field (DOF)*

Engraved Distance	f/2.8		f/4		f/5.6		f/8		f/11		f/16		f/22	
	From	to	From	To	from	To	From	To	From	To	From	To	From	To
INF	3.89	INF	2.74	INF	1.96	INF	1.39	INF	1.02	INF	0.71	INF	0.53	INF
3 m	1.71	12.8	1.45	INF	1.21	INF	0.96	INF	0.77	INF	0.59	INF	0.46	INF
1.5 m	1.10	2.40	0.99	3.23	0.87	6.11	0.74	INF	0.62	INF	0.50	INF	0.41	INF
1.0 m	0.81	1.32	0.75	1.54	0.68	1.96	0.60	3.40	0.52	0.52	0.43	INF	0.36	INF
0.7 m	0.60	0.84	0.57	0.92	0.53	1.05	0.48	1.34	0.43	2.08	0.37	39 m	0.32	INF
0.5 m	0.45	0.56	0.43	0.60	0.41	0.65	0.38	0.74	0.35	0.91	0.31	1.51	0.28	8.27
0.4 m	0.37	0.44	0.36	0.46	0.34	0.48	0.32	0.53	0.30	0.61	0.27	0.82	0.25	1.43
0.35 m	0.33	0.38	0.32	0.39	0.31	0.41	0.29	0.44	0.28	0.50	0.25	0.62	0.23	0.90
0.3 m	0.28	0.32	0.28	0.33	0.27	0.34	0.26	0.36	0.25	0.40	0.23	0.47	0.21	0.60
0.25 m	0.24	0.26	0.24	0.27	0.23	0.28	0.22	0.29	0.21	0.31	0.20	0.35	0.19	0.41

* Schärfentiefetabelle für das 24x36mm Format, Zerstreuungskreis 0.033mm (D/1500), gerundet auf 0.01m //
 Depth-of-field table for sensor format 24x36mm, circle of confusion 0.033mm (D/1500), rounded to 0.01m